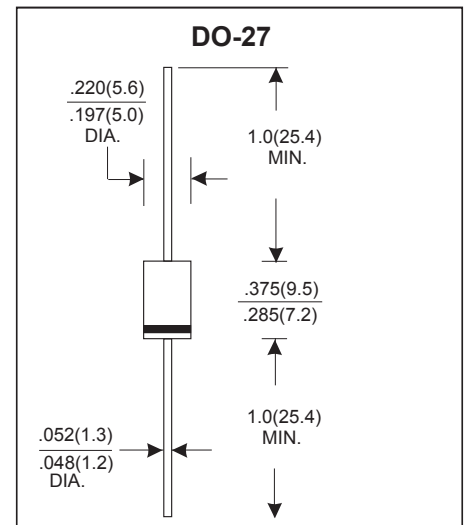


FEATURES

- Low Reverse Leakage
- Low Zener Impedance
- High Stability and High Reliability

MECHANICAL DATA

- Polarity: Color band denotes cathode end
- Mounting Position: Any



MAXIMUM RATINGS AND CHARACTERISTICS

Ratings at 25 C ambient temperature unless otherwise specified

Parameter	Symbol	Value	Units
Power Dissipation	P_D	5	W
Thermal Resistance Junction To Ambient Air	$R_{\theta JA}$	100	$^{\circ}C/W$
Thermal Resistance Junction To Leads	$R_{\theta JL}$	20	$^{\circ}C/W$
Storage Temperature Range	T_{STG}	-55 to 150	$^{\circ}C$
Operating Junction Temperature Range	T_J	-55 to 150	$^{\circ}C$

Parameter	Test Conditions	Symbol	Value	Unit
Forward voltage	$I_F=200mA$	VF	1.2	V

Electrical Specification ($T_A=25^{\circ}C$ unless otherwise specified)

Part Number	Zener voltage		Test current	Dynamic impedance	Knee current	Knee impedance	Reverse current	Reverse voltage	Max.DC current
	V_Z / V		IZT	ZZT	IZK	ZZK	IR(Max.)	VR	IZM
	Vz(MIN)	Vz(MAX)	mA	Ω	mA	Ω	μA_{dc}	V	mA
1N5333B	3.135	3.465	380	3.0	1	400	300	1.0	1440
1N5334B	3.420	3.780	350	2.5	1	500	150	1.0	1320
1N5335B	3.705	4.095	320	2.0	1	500	50	1.0	1220

1N5336B	4.085	4.515	290	2.0	1	500	10	1.0	1100
1N5337B	4.465	4.935	260	2.0	1	450	50	1.0	1010
1N5338B	4.845	5.355	240	1.5	1	400	1	1.0	930
1N5339B	5.320	5.880	220	1.0	1	400	1	2.0	856
1N5340B	5.7	6.3	200	1.0	1	300	1	3.0	790
1N5341B	5.890	6.510	200	1.0	1	200	1	4.0	765
1N5342B	6.460	7.140	175	1.0	1	200	150	4.9	700
1N5343B	7.125	7.875	175	1.5	1	200	150	5.4	630
1N5344B	7.790	8.610	150	1.5	1	200	150	5.9	580
1N5345B	8.265	9.135	150	2.0	1	200	150	6.3	545
1N5346B	8.645	9.555	150	2.0	1	150	150	6.6	520
1N5347B	9.500	10.500	125	2.0	1	125	150	7.2	475
1N5348B	10.450	11.550	125	2.5	1	125	150	8.0	430
1N5349B	11.400	12.600	100	2.5	1	125	2.0	8.6	395
1N5350B	12.350	13.650	100	2.5	1	100	1.0	9.4	365
1N5351B	14.250	15.750	100	2.5	1	75	1.0	10.1	340
1N5352B	15.200	16.800	75	2.5	1	75	1.0	10.8	315
1N5353B	17.100	18.900	75	2.5	1	75	1.0	11.5	295
1N5354B	19.000	21.000	70	2.5	1	75	0.5	12.2	280
1N5355B	20.900	23.100	65	2.5	1	75	0.5	13.0	265
1N5356B	22.800	25.200	65	8.0	1	75	0.5	13.7	250
1N5357B	25.650	28.350	65	3.0	1	75	0.5	14.4	237
1N5358B	28.500	31.500	50	3.5	1	75	0.5	15.8	216
1N5359B	31.350	34.650	50	3.5	1	100	0.5	17.3	198
1N5360B	23.75	26.25	50	4.0	1	110	0.5	18.0	190
1N5361B	34.200	37.800	50	5.0	1	120	0.5	19.4	176
1N5362B	37.050	40.950	50	6.0	1	130	0.5	20.1	170
1N5363B	40.850	45.150	40	8.0	1	140	0.5	21.6	158
1N5364B	44.650	49.350	40	10	1	150	0.5	23.8	144
1N5365B	48.450	53.550	30	11	1	160	0.5	25.9	132
1N5366B	53.200	58.800	30	14	1	170	0.5	28.1	122
1N5367B	58.900	65.100	30	20	1	190	0.5	31.0	110

1N5368B	64.600	71.400	25	25	1	210	0.5	33.8	100
1N5369B	71.250	78.8	25	27	1	230	0.5	36.7	93.0
1N5370B	77.900	86.1	20	35	1	280	0.5	40.3	86.0
1N5371B	57	63	20	40	1	350	0.5	43.0	79.0
1N5372B	86.450	95.6	20	42	1	400	0.5	44.6	76.0
1N5373B	95.000	105.0	20	44	1	500	0.5	49.0	70.0
1N5374B	104.500	115.5	20	45	1	620	0.5	54.0	63.0
1N5375B	114.000	126.0	15	65	1	720	0.5	59.0	58.0
1N5376B	82.65	91.35	15	75	1	760	0.5	63.0	54.5
1N5377B	86.45	95.55	15	75	1	760	0.5	65.5	52.5
1N5378B	95	105	12	90	1	800	0.5	72.0	47.5
1N5379B	104.5	115.5	12	125	1	1000	0.5	79.2	43.0
1N5380B	114	126	10	170	1	1150	0.5	86.4	39.5
1N5381B	123.500	136.5	10	190	1	1250	0.5	93.2	36.6
1N5382B	133	147	8	230	1	1500	0.5	101	34.0
1N5383B	142.500	157.5	8	330	1	1500	0.5	108	31.6
1N5384B	152.000	168.0	8	350	1	1650	0.5	115	29.4
1N5385B	161.5	178.5	8	380	1	1750	0.5	122	28.0
1N5386B	171.000	189.0	5	430	1	1750	0.5	130	26.4
1N5387B	180.5	199.5	5	450	1	1850	0.5	137	25.0
1N5388B	190.000	210.0	5	480	1	1850	0.5	144	23.6

RATINGS AND CHARACTERISTIC CURVES

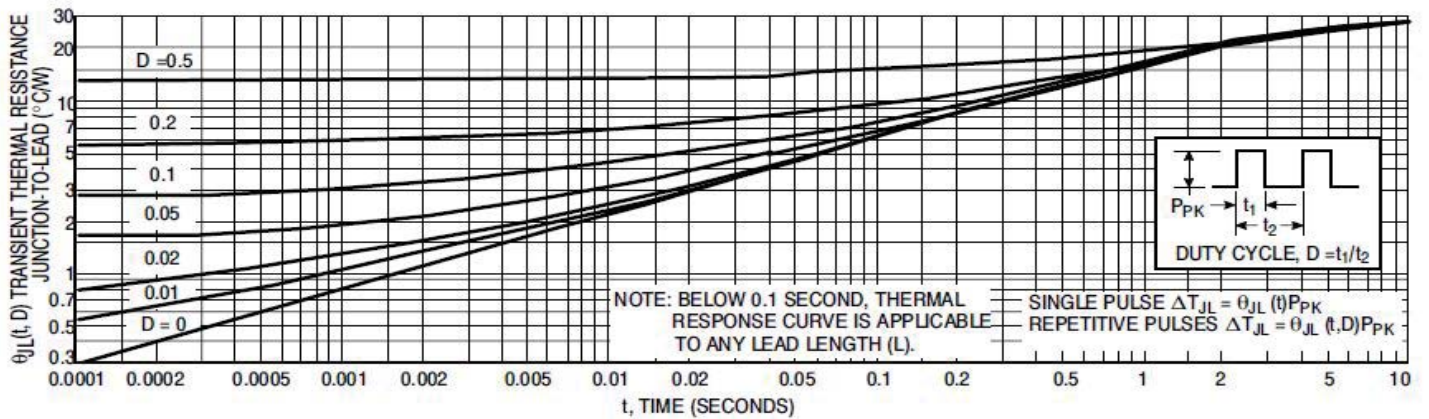


Figure 2. Typical Thermal Response L, Lead Length = 3/8 Inch

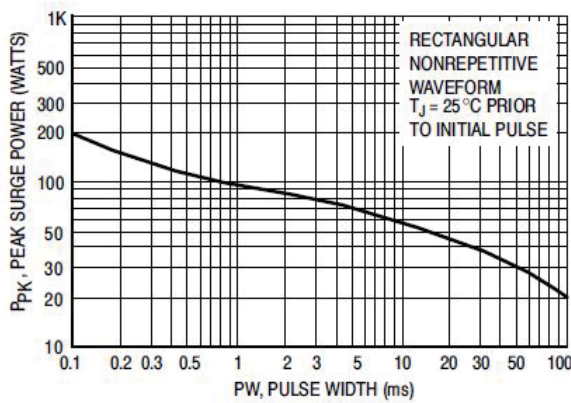


Figure 3. Maximum Surge Power

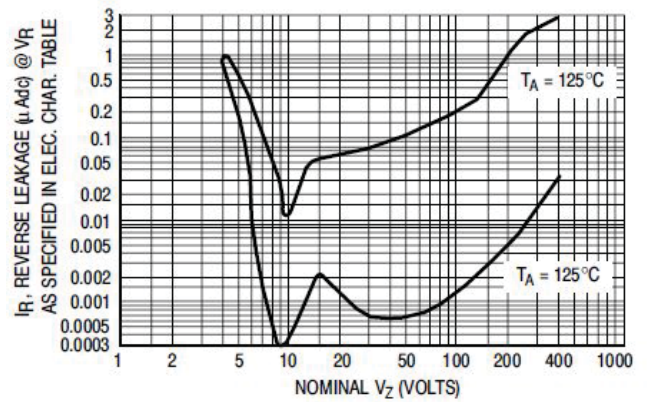


Figure 4. Typical Reverse Leakage

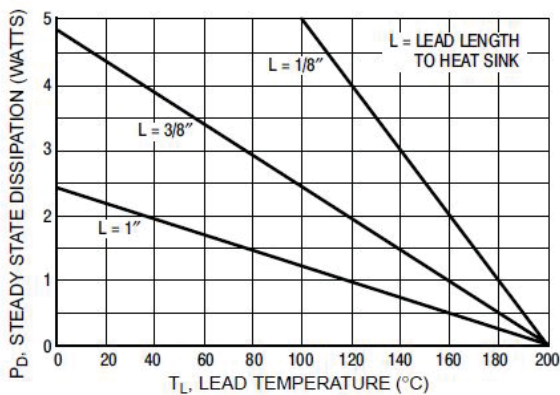


Figure 1. Power Temperature Derating Curve